

WB 11.5.20

English Writing

This week's writing stimulus is a post box.



Monday Answer the questions below:

If you have never received a letter talk to your family about letters they have had.

1. What kind of letters does your family get?

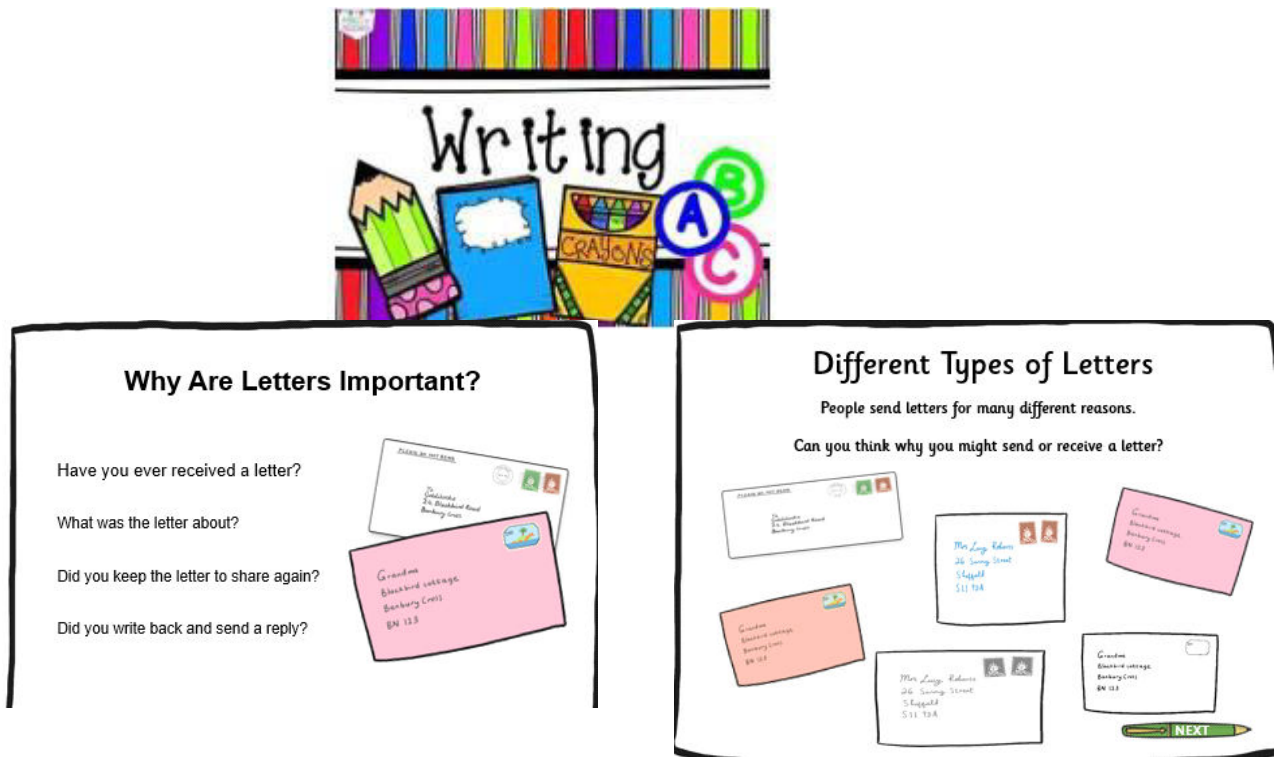
These days people communicate by email more often than writing letters, but receiving a letter in the post from a friend is a lovely thing.

2. Why do we need to put the address on the envelope?

3. Why does it need a stamp?

Watch this clip to see what happens to a letter after you have put it in the post box.


<https://www.youtube.com/watch?v=8pFd8DLcPIY>




Tuesday

Copy out the sentences and put the correct punctuation on the end.

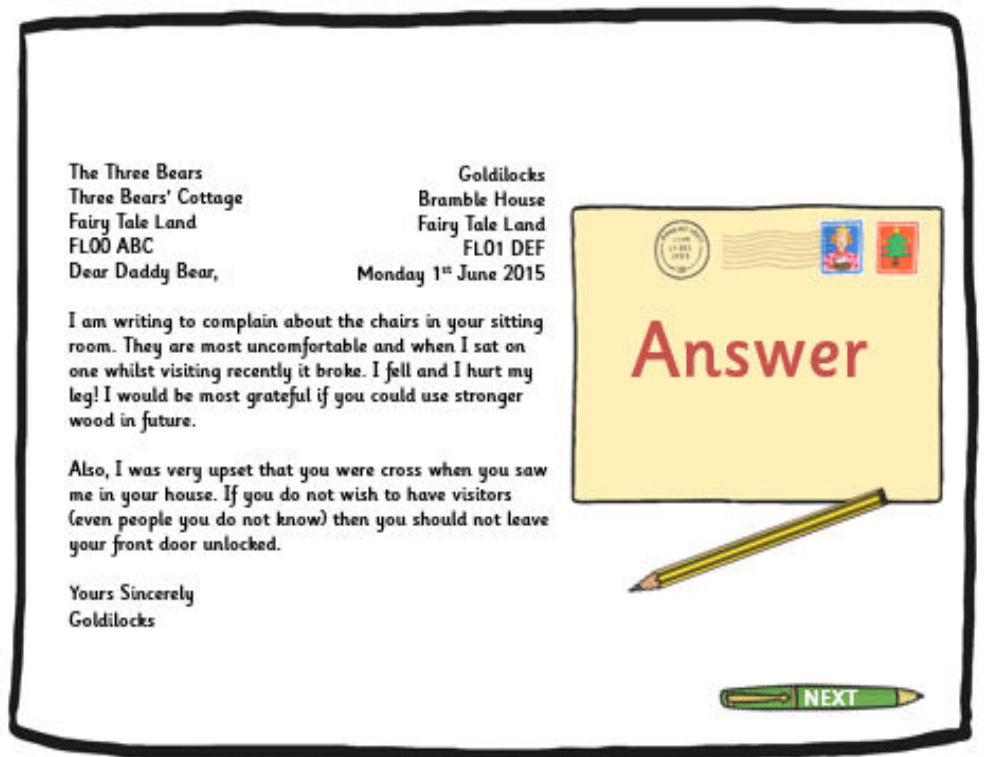
Remember to form your letters correctly and sit them neatly on the line.



- Why do you put a stamp on a letter
- Wow, I got a card from the queen
- I am going to write to grandma today
- I chose a pink envelope for my letter
- I got 100 birthday cards today



Wednesday



Can you pretend you are Daddy Bear and write a letter replying to Goldilocks?

Remember you need to say who the letter is for at the beginning, and who it is from at the end. The middle part is what you want to say in your reply to Goldilocks.



Thursday

Can you write instructions for sending a letter.

Sending a letter

• Write instructions for sending a letter.

Word-bank

address	name	stamp
envelope	post	stick
letter	postbox	to

1. Fold the letter.
2. Put the letter _____.
3. Write _____.
4. _____.
5. _____.

• Write instructions for sending a birthday present.

Word-bank

address

from

label

name

paper

post office

stick

sticky tape

take

to

wrap

write

Teachers' note: It may be useful for the children first to act out the process of sending a letter, while telling a friend what they are doing. Before the extension activity they could act out the wrapping and sending of a present. As a further extension activity, ask the children to write instructions for sending a note to pen friends in other schools.

Developing Literacy
Non-fiction Comprehension
Ages 4-7
© A & C BLACK

1239 x 1754
99



Friday

Write a letter to a family member and post it. Points to think about:

Decide who to write to.

Ask them how they are.

Tell them how you and your family are.

Tell them what you have been doing.

Ask what they have been up to.

Tell them you miss them.

Sign your name at the end.

You could add some drawings.

Put the letter in an envelope.

Ask your parents to help you write the address correctly.

Put on a stamp.

Post it in the post box.

[illegible]



Dear Uncle Joe

How are you? Is Sheba ok? How are her puppies?

We are all well. Yesterday we took our scooters out on our walk and went all the way to the school. I miss going to school and seeing my friends.

I miss you too, and Sheba. I can't wait to visit and see her puppies.

Lots of love from

Millie

|

